










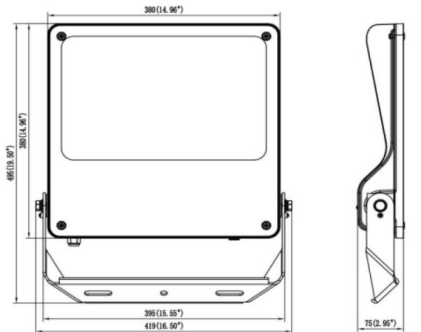
SAFE

| | |
|--------------|--|
| Item code | 86.OF03.6453.02 |
| Product type | Indoor |
| Category | Industrial |
| Family | SAFE |
| Pictograms |        |

Dimensions

| | |
|-------------------------|--------------|
| Product dimensions (mm) | 495x419x75mm |
|-------------------------|--------------|

Scheme



240W/300W

| | |
|----------------------------|-----------------------|
| Product | |
| Real power (W) | 240 |
| Real luminous flux (Lm) | 34800 |
| Luminous efficiency (Lm/W) | 145 |
| Beam angle (°) | 55°X125° |
| IP | IP66 |
| Operating temperature | -30°C to + 50°C |
| Control gear | DALI |
| Power Factor | >0,100 |
| Average life time (h) | Up to 100,000hrs LM75 |
| Colour temperature (K) | 4000K |
| Colour consistency (SDCM) | <5 |
| CRI | 70 |
| IK | IK08 |